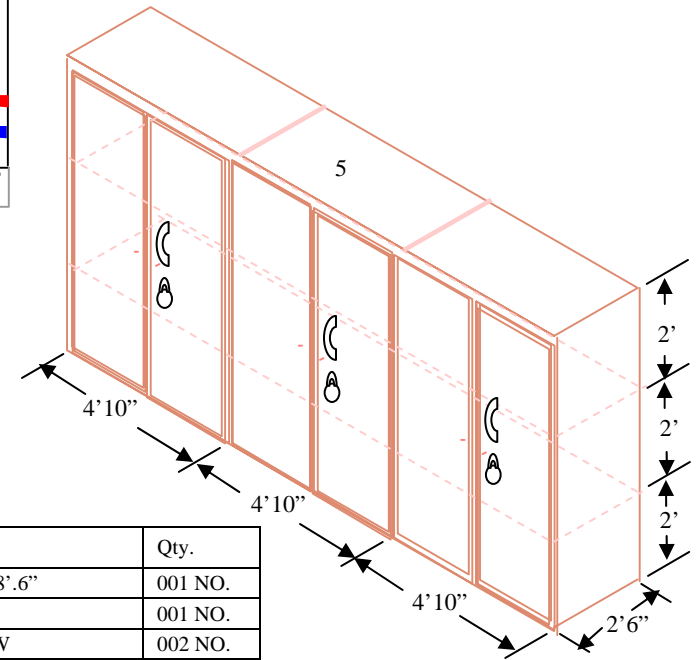
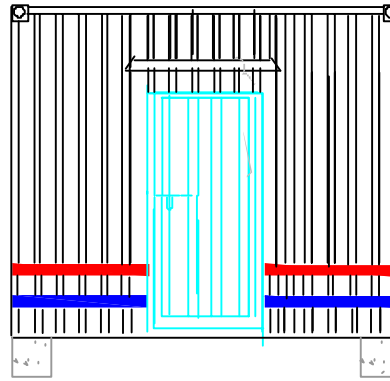
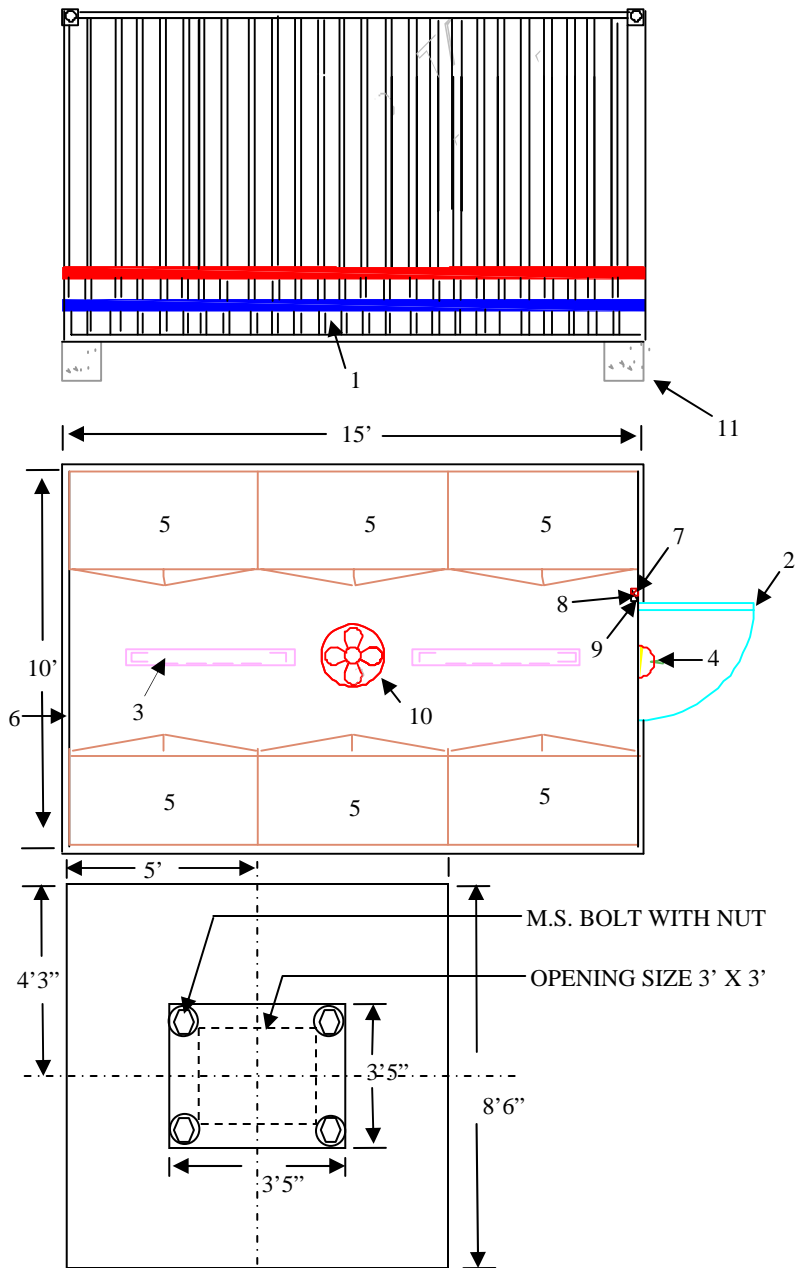


## LAY OUT OF PORTABLE CABIN



Sr.	Description	Qty.
1.	M S CONTAINER 15' X 10' X 8'.6"	001 NO.
2.	MAIN DOOR 3' X 6'.6"	001 NO.
3.	TUBE LIGHT FITTING T5 28 W	002 NO.
4.	EXTERNAL LIGHT FITTING	001 NO.
5.	STORAGE CUPBOARD 4'10" X 2' 6" X 6'	006 NO.
6.	DUMMY PLATE SIZE 3'5" X 3'5"	002 NO.
7.	6 AMP. POINT	001 NO.
8.	16 AMP. POINT	001 NO.
9.	SWITCH BOARD	001 NO.
10.	CEILING FAN	001 NO.
11.	CEMENTS BLOCKS	004 NO.

**SR. SECTION ENGINEER (C&W), HABIBGANJ  
BHOPAL, WEST CENTRAL RAILWAY**

PROJECT DETAIL- MS PORTABLE CONTAINER 15' X 10' X 8'6" WITH INBUILT  
CABINETS FOR LINEN STORAGE USE.

DRAWING. NO. : SSE/C&W/HBJ/06    DATED: - 31/01/2011