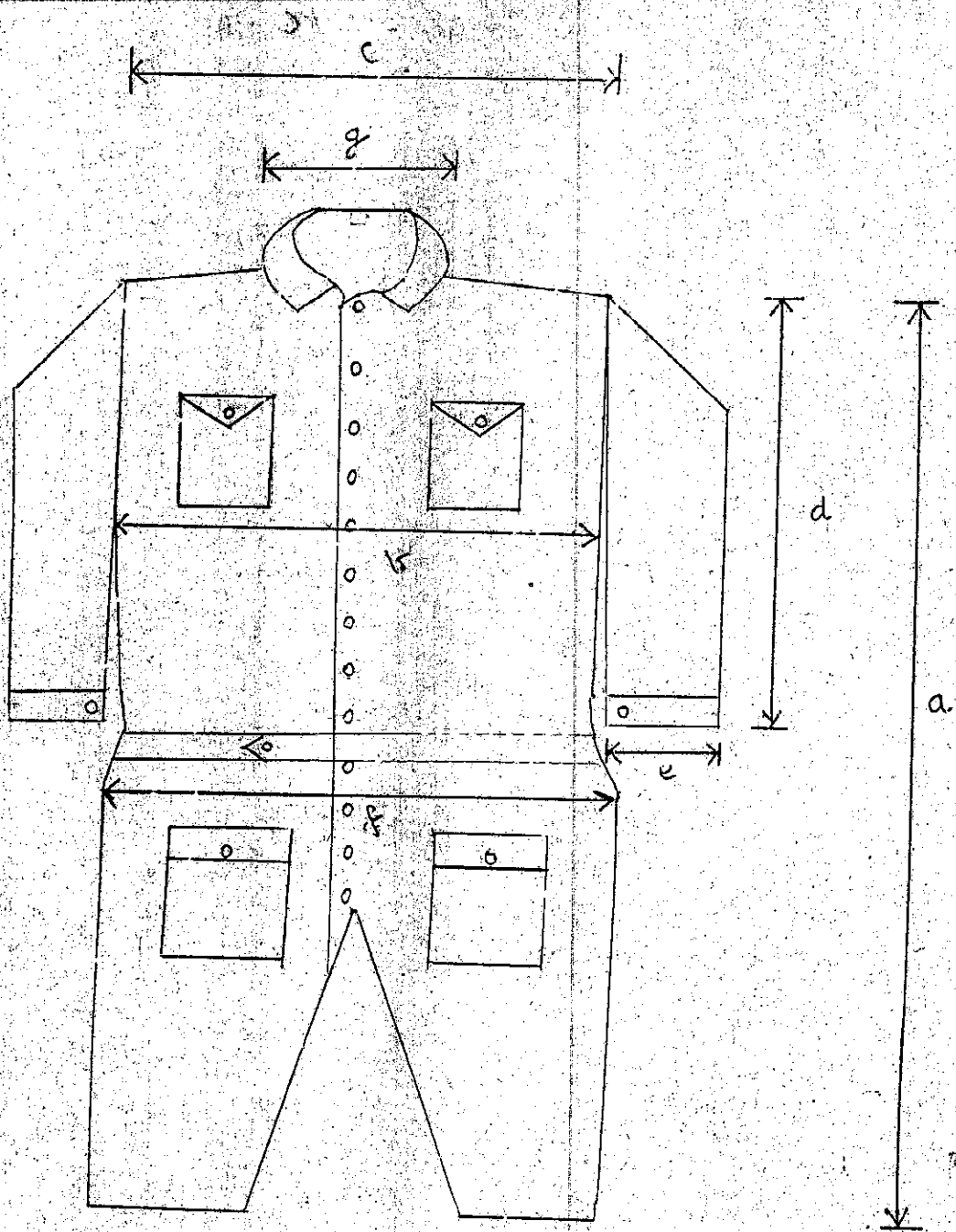



T-16 6211.2091


SKETCH FOR BOEHLER SUIT NAVY BLUE

30 (1)



Size	Length a	Chest b	Shoulder c	Sleeve d	Cuff e	Waist f	Collar g	Qty. in Nos.
40	64"	49"	21"	34"	10"	44"	17"	450
42	70"	48"	24"	24"	12"	50"	17"	200

  
 Jay Prakash  
 Works Manager  
 स. डि. पुन. का. परिचय नमूने रेल भोपाल  
 C. R. W. S. W. C. Ry. Bhopal

  
 सी. डि. पु. का. परिचय नमूने इंजीनियर (लगातार)  
 SENIOR SECTION ENGINEER-2  
 स. डि. पु. का., प. म. रेल-भोपाल  
 CRWS, W.C. Ry. BHOPAL