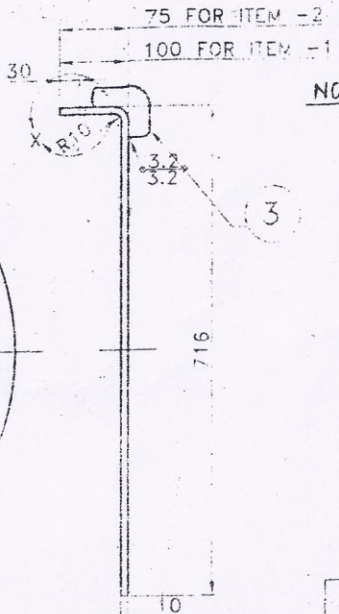
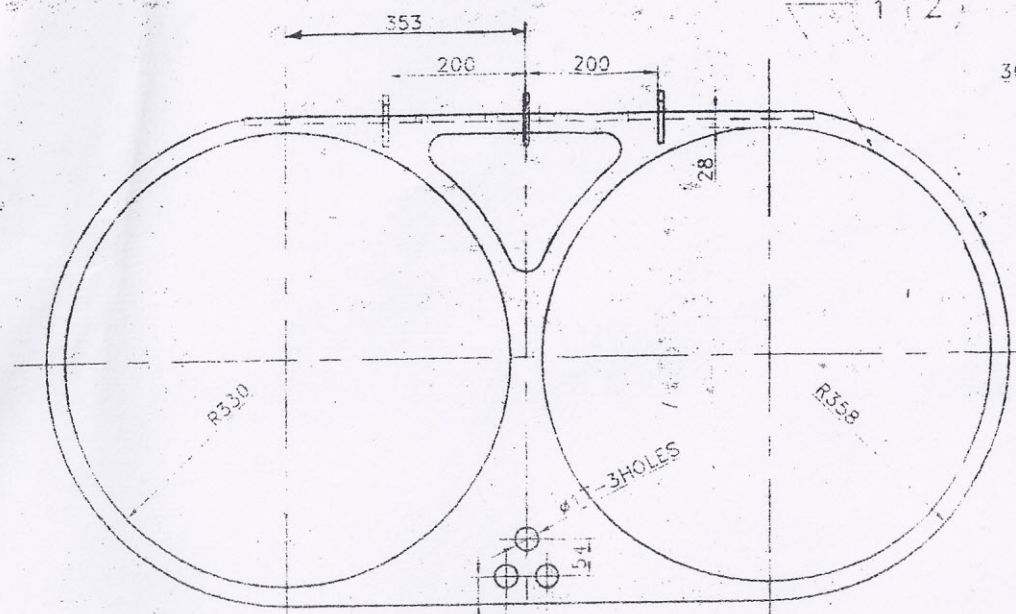


3

1 2



Alt No	Description	Date	Authy
1	DRAWING REVISED AS PER LTR No.FIT/WY/S VIDE SSE FITTING SHOP MTN.d1.16/3/01	2.7.01	[Signature]
2	ABLONG HOLE 24X17 WAS DELETED & Ø18 HOLES ADDED 4 NOS IN STEAD OF 6 Ø18 HOLES. ITEM NO. 3 RIB DIMENSION 206.95 WAS CHANGED TO 206.53 RESPECTIVELY. NOTE VIDE SSE FITTING SHOP DT. 22/4/05.	15/6/06	[Signature]

- NOTE:-
- ALL DIMENSIONS ARE IN MM
  - ALL SHARP CORNERS TO BE ROUNDED OFF.
  - ITEM No.1 & 2 TO BE HOT DIP GALVANISED TO IS-4759-79 WITH A MINIMUM COATING MASS OF 460g/m<sup>2</sup> AFTER FABRICATION.
  - HOLES ARE TO BE DRILLED AFTER WELDING BOTH THE MOUNTING PLATES TO THE TANKS.
  - FOR DETAILED MANUFACTURER REFER DRG.No.CC-63587 ALT.C & CC.63589 ALT.b
  - ENSURE THAT NO CRACK AT ANY PART OF THE BEND AT THE TOP OF THE MOUNTING PLATE WHILE MANUFACTURING THE SAME.
  - MOUNTING PLATES FLANGES SHALL BE IN SQUARE WITH WEBS AND PARALLEL TO HORIZONTAL AXIS OF BARREL. MOUNTING PLATES DISTORTION ON FLANGES IS NOT ON THE MOUNTING PLATES.

223

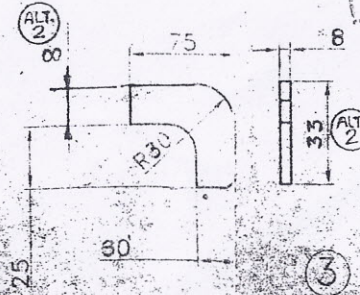
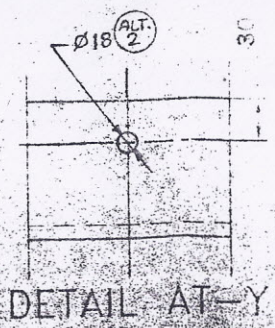
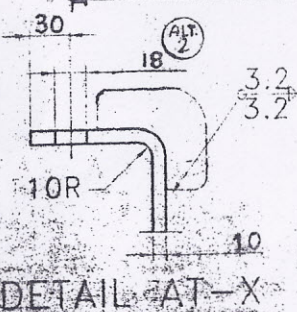
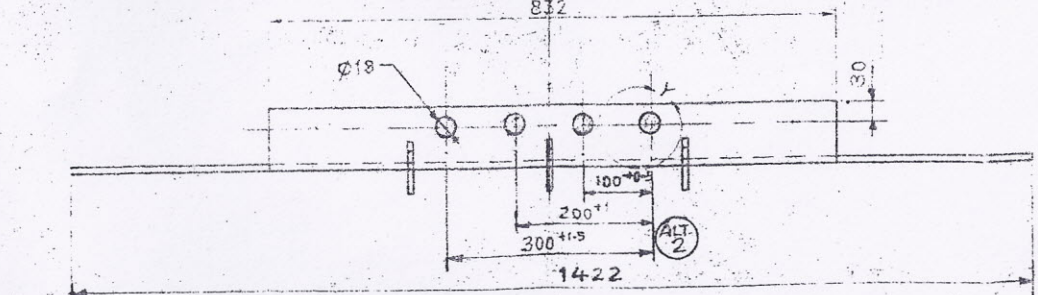
EXPERIMENTAL

ITEM NO.	NC OFF	DESCRIPTION	MATL/SPEN	REMARK
3	3	RIB	IS:2062-92 Fe 410 WB	
2	1	MOUNTING PLATE 10X774X1422	IS:2062-92 Fe 410 WB	
1	1	MOUNTING PLATE 10X799X1422	IS:2062-92 Fe 410 WB	

Copy A  
Revised Copy  
Controlled Copy

Uncontrolled Copy

Copy B  
Revised Copy  
Controlled Copy



MOUNTING PLATE (FOR 654 Ø TANKS)

WHERE USED: U/SLUNG WATER TANK (AC. RCF COACHES)

DRAWN	CHECKED	APPROVED
U.N.NAIR	[Signature]	[Signature]
SCALE:- 1:8, NTS	[Signature]	1 CWM

CENTRAL RAILWAY JIG AND TOOL DRAWING OFFICE MTN

MISC SK NO:-3574 (REVISED) ALT-1