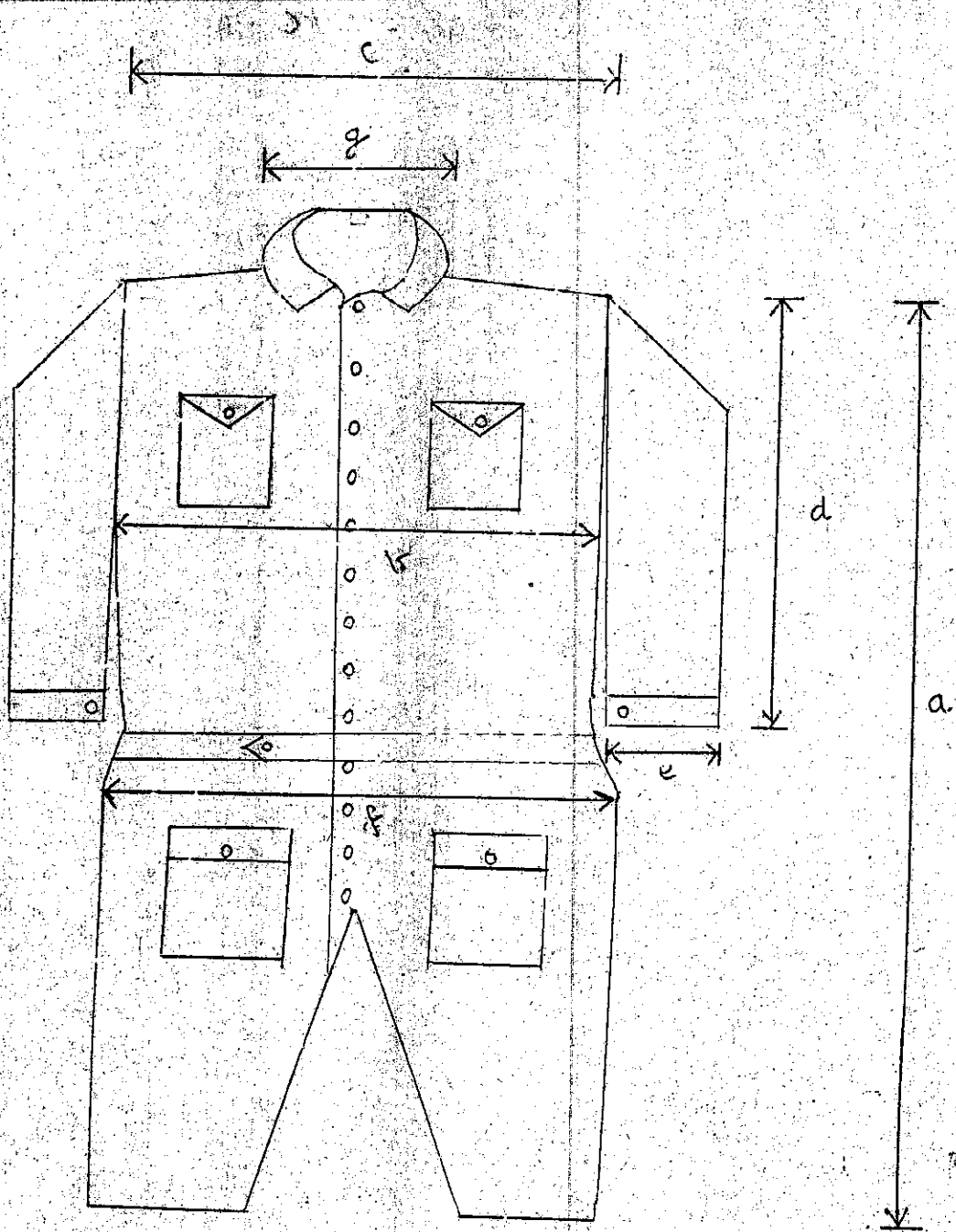



T-16 6211.2091


SKETCH FOR BOEHLER SUIT NAVY BLUE

30 (1)



Size	Length a	Chest b	Shoulder c	Sleeve d	Cuff e	Waist f	Collar g	Qty. in Nos.
40	64"	49"	21"	34"	10"	44"	17"	450
42	70"	48"	24"	24"	12"	50"	17"	200


 Jay Prakash
 Works Manager
 स. डि. पुन. का. परिचय नमूने रेल भोपाल
 C. R. W. S. W. C. Ry. Bhopal


 सी. डि. पु. का. परिचय नमूने इंजीनियर (लगातार)
 SENIOR SECTION ENGINEER-2
 स. डि. पु. का., प. म. रेल-भोपाल
 CRWS, W.C. Ry. BHOPAL