
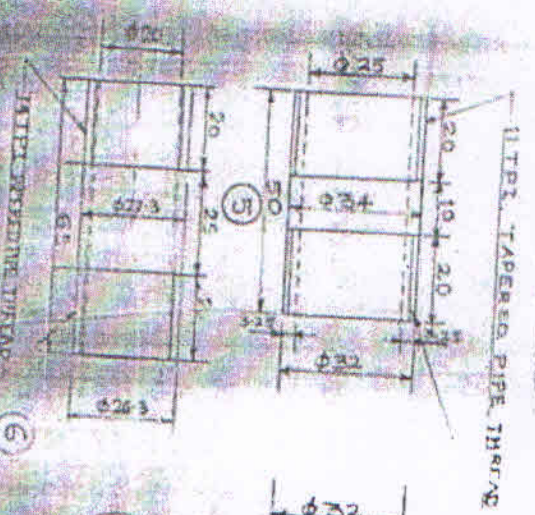
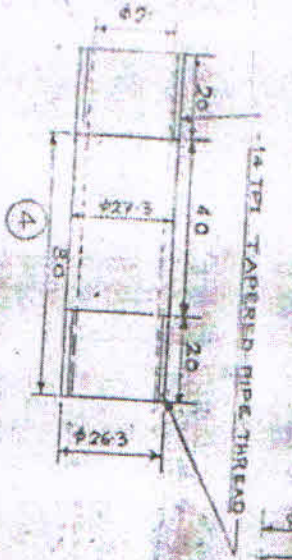
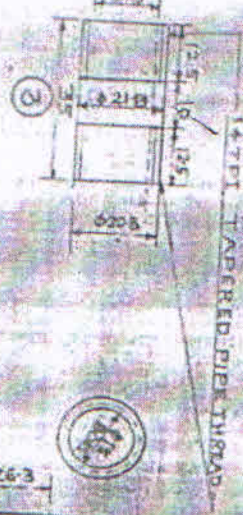
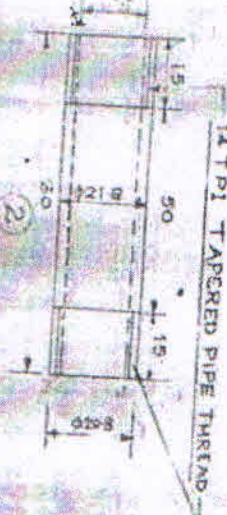


1/11

14 TPI TAPERED PIPE THREAD



1	14 TPI TAPERED PIPE THREAD
2	14 TPI TAPERED PIPE THREAD
3	14 TPI TAPERED PIPE THREAD
4	14 TPI TAPERED PIPE THREAD
5	14 TPI TAPERED PIPE THREAD
6	14 TPI TAPERED PIPE THREAD
7	14 TPI TAPERED PIPE THREAD

CAD

ITEM NO.	DESCRIPTION	QTY.	MAT. SPEC.
1	20 BORE HEAVY DUTY PIPE 100 LONG		IS: 1231 TAB-3
2	15 BORE HEAVY DUTY PIPE 50 LONG		IS: 1231 TAB-3
3	15 BORE HEAVY DUTY PIPE 15 LONG		IS: 1231 TAB-3
4	20 BORE HEAVY DUTY PIPE 30 LONG		IS: 1231 TAB-3
5	25 BORE MEDIUM DUTY PIPE 25 LONG		IS: 1231 TAB-3
6	20 BORE MEDIUM DUTY PIPE 15 LONG		IS: 1231 TAB-3
7	20 BORE HEAVY DUTY PIPE 20 LONG		IS: 1231 TAB-3

CENTRAL RAILWAY
 COACH REPAIR WORKSHOP
 NISHAT PURA BHOPAL
 BARREL NIPPLE FOR
 PLUMBING WORKS
 DRAWN: 1:1
 SCALE: 1:1
 DREG NO: 325