

Auto manual switch :

10 nos. for 10 independent circuits for required capacity.

LED type indicator lamp :

For R Y & B phase indicator and also for indication for each step.

Contactors :

Contactor for capacitor switching should be of adequate size as per capacitor bank ranging from 16A/ 25A/ 32A.

APFC relay :

Automatic power factor relay should be intelligent type with multifunction display of PF/Current/ harmonics and setting parameters suitable for operation on 230/240 volts.

- Relay output : 12 steps
- Aux. Supply : 220/240 volts
- Sensitivity : upto 40 mili amp.

Capacitors :

Phase capacitor heavy-duty gas filled capacitors for power factor correction panel confirming IEC 831-1-1996, EN 60831-2:1993 & VDE 560-46:3/95 ISI marked IS 13340/41.


1 KVAR	-	1 No.	1 KVAR
2 KVAR	-	2 No.	4 KVAR
3 KVAR	-	2 No.	6 KVAR
4 KVAR	-	2 No.	8 KVAR
5 KVAR	-	2 No.	10 KVAR
6 KVAR	-	1 No.	6 KVAR
7 KVAR	-	1 No.	7 KVAR
8 KVAR	-	1 No.	8 KVAR
10 KVAR	-	1 No.	10 KVAR


NOTE - These may be provided as per requirement at site as per connected load.


Wiring :

The panel will be completely factory wired & ready for connection to the equipment at site. Wiring will be made with copper conductor for suitable capacity with termination of crimped lugs sleeved properly with different colour code of the TPN in such a way that is easy accessible for repair/ observation without disturbing other components.

Control wiring will be of 1.5 sq.mm. multistrand copper wire marked with final numbers at both ends.


 वरिष्ठ अभियंता (पा.)
 SSE/P/KOTA
 Sr. Section Engineer (P)
 W. C. R. KOTA


 ADEE/G/KOTA


 Sr. DEE/G/KOTA